














Teaching and Learning Environment at NWIC



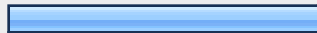


1. Please indicate which of the descriptions in the pull down list best describes your teaching position at NWIC.			
		Response Percent	Response Count
Full time faculty	<input type="checkbox"/>	89.5%	17
Part time faculty at Lummi	<input type="checkbox"/>	0.0%	0
Part time faculty at a site	<input type="checkbox"/>	0.0%	0
Part time faculty teaching IL or OL only	<input type="checkbox"/>	0.0%	0
Non-faculty teaching some courses	<input type="checkbox"/>	0.0%	0
Other (please specify below)	<input type="checkbox"/>	10.5%	2
		answered question	19
		skipped question	0

2. How long have you taught at NWIC?			
		Response Percent	Response Count
Less than 1 year	<input type="checkbox"/>	10.5%	2
1 to 5 years	<input type="checkbox"/>	26.3%	5
5 to 10 years	<input type="checkbox"/>	26.3%	5
over 10 years	<input type="checkbox"/>	36.8%	7
		answered question	19
		skipped question	0






3. What committees have you participated in since September 2007?			
		Response Percent	Response Count
Curriculum Committee		42.1%	8
Academic Standards		5.3%	1
First Year Experience		15.8%	3
Personnel Policy		5.3%	1
FYE Dimensions		26.3%	5
None		0.0%	0
Other (list in comment space below)		5.3%	1
list additional committees below. Separate each committee name with a comma.			11
answered question			19
skipped question			0

4. Have you participated in developing any new academic programs at NWIC since September 2007?			
		Response Percent	Response Count
Yes		73.7%	14
No		26.3%	5
How have you participated?			11
answered question			19
skipped question			0






5. To what extent does the faculty believe that NWIC has established a teaching and learning philosophy?			
		Response Percent	Response Count
0 (I'm not sure)		26.3%	5
1 (not at all)		5.3%	1
2		0.0%	0
3 (somewhat)		36.8%	7
4		21.1%	4
5 (to a great extent)		10.5%	2
please comment on strengths of the current situation and suggestions for improvement.			8
answered question			19
skipped question			0

6. To what extent does the faculty believe that NWIC faculty and administration have a shared teaching and learning philosophy?			
		Response Percent	Response Count
0 (I'm not sure)		26.3%	5
1 (not at all)		15.8%	3
2		0.0%	0
3 (somewhat)		47.4%	9
4		5.3%	1
5 (to a great extent)		5.3%	1
please comment on strengths of the current situation and suggestions for improvement.			9
answered question			19
skipped question			0

7. To what extent does the faculty see a connection between the implementation of the assessment plan and improving teaching and learning at NWIC?

		Response Percent	Response Count
0 (I'm not sure)		26.3%	5
1 (not at all)		0.0%	0
2		5.3%	1
3 (somewhat)		26.3%	5
4		31.6%	6
5 (to a great extent)		10.5%	2
please comment on strengths of the current situation and suggestions for improvement.			8
answered question			19
skipped question			0

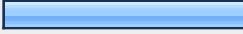


8. To what extent does the faculty have access to the cultural knowledge and tools necessary to teach at NWIC?

		Response Percent	Response Count
0 (I'm not sure)		21.1%	4
1 (not at all)		15.8%	3
2		10.5%	2
3 (somewhat)		42.1%	8
4		10.5%	2
5 (to a great extent)		0.0%	0
Please describe the cultural tools and knowledge that would aid faculty in teaching at NWIC			9
answered question			19
skipped question			0

9. To what extent does the faculty have access to the general teaching and learning knowledge and tools necessary to teach at NWIC?			
		Response Percent	Response Count
0 (I'm not sure)		26.3%	5
1 (not at all)		0.0%	0
2		0.0%	0
3 (somewhat)		26.3%	5
4		21.1%	4
5 (to a great extent)		26.3%	5
Please describe the teaching and learning tools and knowledge that would aid faculty in teaching at NWIC			9
answered question			19
skipped question			0

10. To what extent does the faculty at NWIC believe that it is involved in teaching and learning decisions?			
		Response Percent	Response Count
0 (I'm not sure)		26.3%	5
1 (not at all)		5.3%	1
2		15.8%	3
3 (somewhat)		36.8%	7
4		10.5%	2
5 (to a great extent)		5.3%	1
please comment on strengths of the current situation and suggestions for improvement.			8
answered question			19
skipped question			0

11. To what extent do you feel confident in your skills in creating and implementing course assessments? Please answer this question from your own perspective rather than for the faculty as a whole.

		Response Percent	Response Count
0 (I'm not sure)		0.0%	0
1 (not at all)		0.0%	0
2		0.0%	0
3 (somewhat)		36.8%	7
4		31.6%	6
5 (to a great extent)		31.6%	6
Please describe tools and supports that would help you feel more confident			7
<i>answered question</i>			19
<i>skipped question</i>			0

12. How much do each of the following factors influence you when developing course content? Please rate each factor from 1 to 5, where 1 means that the factor does not influence you at all up to 5, which means that the factor influences you greatly.

	1 (not at all)	2	3 (somewhat)	4	5 (greatly)	Rating Average	Response Count
* improvement of student academic success	0.0% (0)	0.0% (0)	0.0% (0)	31.3% (5)	68.8% (11)	4.69	16
* affirmation of students' tribal identity	6.3% (1)	0.0% (0)	18.8% (3)	43.8% (7)	31.3% (5)	3.94	16
* inclusion of content that interests students	0.0% (0)	6.3% (1)	0.0% (0)	31.3% (5)	62.5% (10)	4.50	16
* inclusion of content that interests the instructor	0.0% (0)	12.5% (2)	18.8% (3)	43.8% (7)	25.0% (4)	3.81	16
* inclusion of content that relates tribal examples to academic content	0.0% (0)	0.0% (0)	6.3% (1)	50.0% (8)	43.8% (7)	4.38	16
* other (describe below)	0.0% (0)	0.0% (0)	0.0% (0)	50.0% (2)	50.0% (2)	4.50	4
other influences or additional comments.							6
answered question							16
skipped question							3

13. How much do each of the following factors influence you when deciding what content to teach and what methods to use in teaching courses at NWIC? Please rate each factor from 1 to 5, where 1 means that the factor does not influence you at all up to 5, which means that the factor influences you greatly.

	1 (not at all)	2	3 (somewhat)	4	5 (greatly)	Rating Average	Response Count
* my prior academic knowledge	0.0% (0)	6.3% (1)	12.5% (2)	31.3% (5)	50.0% (8)	4.25	16
* my knowledge about NWIC student interests and how they learn	0.0% (0)	0.0% (0)	6.3% (1)	31.3% (5)	62.5% (10)	4.56	16
* academic standards comparable to those used at non-tribal higher education institutions	0.0% (0)	6.3% (1)	25.0% (4)	37.5% (6)	31.3% (5)	3.94	16
* program outcomes developed at NWIC	6.3% (1)	0.0% (0)	0.0% (0)	56.3% (9)	37.5% (6)	4.19	16
* how well they address the NWIC institutional mission	0.0% (0)	0.0% (0)	6.3% (1)	56.3% (9)	37.5% (6)	4.31	16
* other (describe below)	0.0% (0)	0.0% (0)	0.0% (0)	50.0% (1)	50.0% (1)	4.50	2
other influences or additional comments							3
answered question							16
skipped question							3

14. To what extent do each of the following factors influence you in finding out about and determining what native content to teach in your courses? Please rate each factor from 1 to 5, where 1 means that the factor does not influence you at all up to 5, which means that the factor influences you greatly.

	1 (not at all)	2	3 (somewhat)	4	5 (greatly)	Rating Average	Response Count
* asking native students	0.0% (0)	0.0% (0)	12.5% (2)	62.5% (10)	25.0% (4)	4.13	16
* asking native faculty or staff	6.3% (1)	6.3% (1)	18.8% (3)	37.5% (6)	31.3% (5)	3.81	16
* asking community members	6.3% (1)	0.0% (0)	12.5% (2)	50.0% (8)	31.3% (5)	4.00	16
* attending professional meetings that contain native content	0.0% (0)	0.0% (0)	18.8% (3)	56.3% (9)	25.0% (4)	4.06	16
* reading literature with native content	0.0% (0)	6.3% (1)	25.0% (4)	43.8% (7)	25.0% (4)	3.88	16
* other (describe below)	50.0% (1)	0.0% (0)	0.0% (0)	50.0% (1)	0.0% (0)	2.50	2
other influences or additional comments.							2
answered question							16
skipped question							3

15. How much influence do think each of the following items would have on improving teaching and learning at NWIC? Please rate each item from 1 to 5, where 1 means that the item would not influence teaching and learning at NWIC at all up to 5, which means that the factor would influence teaching and learning at NWIC greatly.

	1 (not at all)	2	3 (somewhat)	4	5 (greatly)	Rating Average	Response Count
* creation of a physical teaching and learning center	6.3% (1)	6.3% (1)	31.3% (5)	31.3% (5)	25.0% (4)	3.63	16
* working with native education specialists	0.0% (0)	0.0% (0)	25.0% (4)	56.3% (9)	18.8% (3)	3.94	16
* development of bibliographies of useful teaching and learning tools and information	0.0% (0)	0.0% (0)	31.3% (5)	50.0% (8)	18.8% (3)	3.88	16
* development of a faculty learning community, which could include regularly scheduled faculty dialogues	0.0% (0)	6.3% (1)	6.3% (1)	18.8% (3)	68.8% (11)	4.50	16
* working with teaching and learning initiatives at other higher education institutions	0.0% (0)	6.7% (1)	20.0% (3)	40.0% (6)	33.3% (5)	4.00	15
* other (describe below)	0.0% (0)	0.0% (0)	100.0% (2)	0.0% (0)	0.0% (0)	3.00	2
describe other endeavors that would benefit teaching and learning at NWIC or expound on the items above							3
answered question							16
skipped question							3

16. Please comment on any other aspects of the teaching and learning environment at NWIC that you think are important to mention.

	Response Count
	5
answered question	5
skipped question	14